




Floor Stand Assembly

Parts List


Part number	Description
FLSP	Floor stand
M157-A	Speaker support plate
M165	Locking screw (15mm)
Optional parts with FM system	
M166	Locking screw (25mm)
M157B	Horizontal support arm for Roger Microphone
M157D	Vertical support arm for Roger Microphone

Basic Assembly




Fold out the stand legs and raise the centre column to a convenient working height. Lock in position.

The outer column locks in place by using the screw at the base of the stand. The inner column locks in place by using the rotating collar.



Fix the speaker support plate (M157-A) to the top of the stand.

Position the thread into central hole of the speaker support plate (M157-A) and rotate the plate clockwise.



Lock the speaker to the support plate.

Identify the shorter threaded locking screw (M165). This will be used to attach the speaker to the speaker plate.



Put the locking screw into the hole at the front of the mounting plate.

Position the speaker above the mounting plate with the threaded insert above the locking screw.



Carefully tighten the locking screw until the speaker is held firmly in position. Do not overtighten.

Viewed from below, the locking screw should sit between the guide rails and the fixing plate should sit between the rubber feet on the base of the speaker.

Optional FM Microphone arm



To fit the FM microphone mounting arm, replace locking screw M165 with M166 (this has a longer thread to compensate for the thickness of the FM arm).

Ensure the arm is located between the two guide rails as shown. We are showing a white arm here for clarity, they are usually supplied in black.



The Roger microphone will sit on the horizontal support as shown. This ensures that it is located centrally with the speaker's axis. The distance to the microphone is fixed at approximately 15cm.



We can now also supply a vertical mounting holder which located the microphone 15cm below the speaker as shown.

This is a more realistic position of the mic in use and may be preferred.